

https://www.go... Princeton1971.org

Google Sites **Welcome to Princeton1971.org**

Sign in to your account at **Princeton1971.org**

Username: @princeton1971.org

Password:

Stay signed in

[Can't access your account?](#)

Two ways to access this site at Princeton1971.org

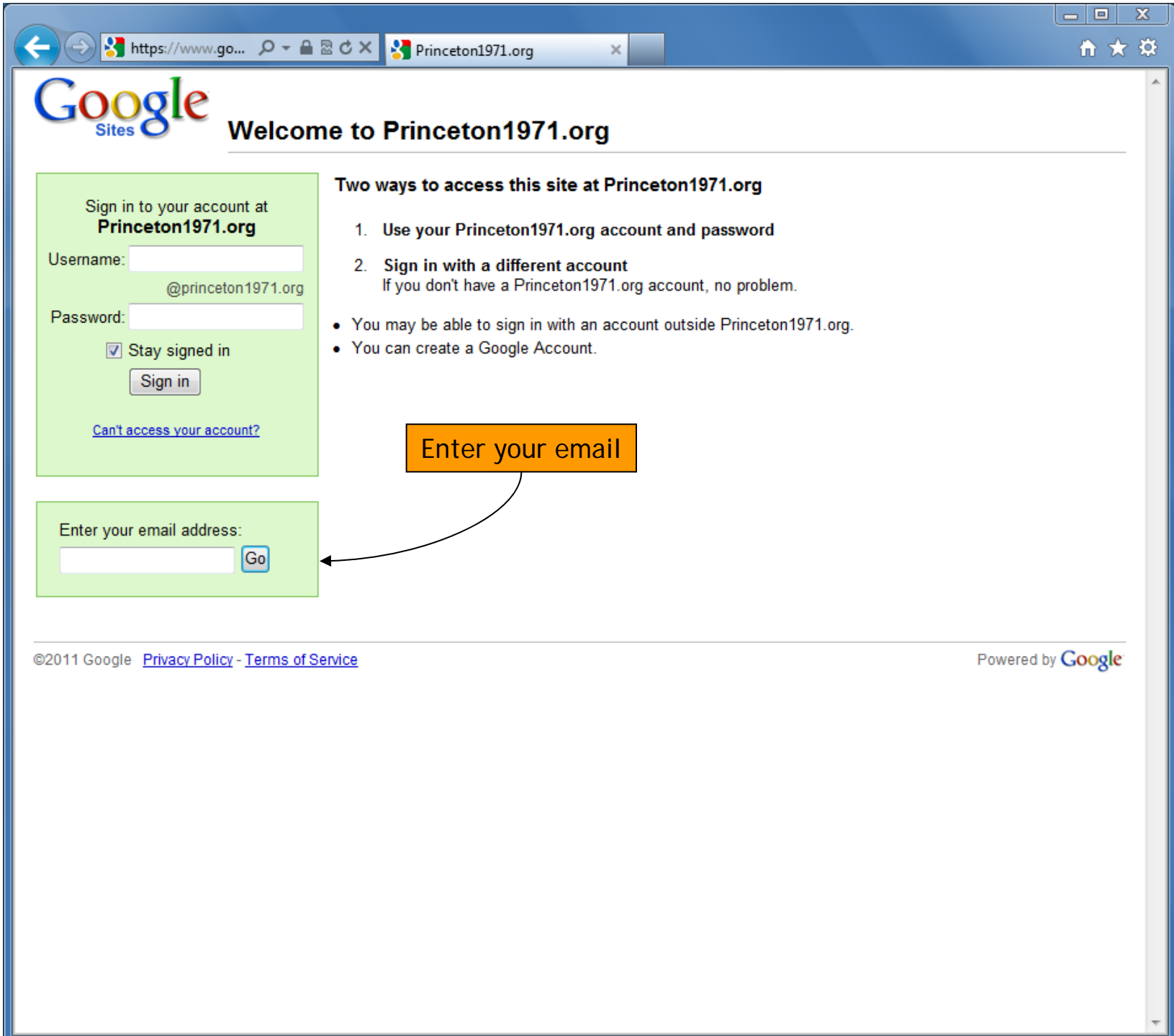
1. Use your Princeton1971.org account and password
2. **Sign in with a different account**
If you don't have a Princeton1971.org account, no problem.

- You may be able to sign in with an account outside Princeton1971.org.
- You can create a Google Account.

Don't have an account at princeton1971.org?
[Sign in with a different account](#)

©2011 Google [Privacy Policy](#) - [Terms of Service](#) Powered by **Google**

Open your web browser and navigate to <http://ebook.princeton1971.org>.
When this screen appears, click here.



Google sites

Thinking of creating a website?

Google Sites is a free and easy way to create and share webpages. [Learn more](#)

- Create**
rich web pages easily
- Collect**
all your info in one place
- Control**
who can view and edit



New! [Create a site from dozens of pre-built templates](#)

If you are using a Gmail address for the yearbook, enter it and your password to the right. If not, click here

Sign in with your **Google Account**

Email:
ex: pat@example.com

Password:

Stay signed in

[Can't access your account?](#)

Don't have a Google Account?
[Create an account now](#)

Browser window showing the Google Accounts creation page. The address bar displays "https://www.go..." and "Google Accounts".

Google accounts

Create an Account

Your Google Account gives you access to Google Sites and [other Google services](#). If you already have a Google Account, you can [sign in here](#).

Required information for Google account

Your current email address:
e.g. myname@example.com. This will be used to sign-in to your account.

Choose a password: [Password strength:](#) _____
Minimum of 8 characters in length.

Re-enter password:

Stay signed in

Enable Web History [Learn More](#)


Get started with Google Sites

Default Homepage Set Google as my default homepage.
Your default homepage in your browser is the first page that appears when you open your browser.

Location:

Birthday:
MM/DD/YYYY (e.g. "5/22/2011")

Word Verification: Type the characters you see in the picture below.



&

Enter the required information on this form, using your TigerNet email address. Choose the password you would like to use for access.

Browser window showing the Google Accounts creation page. The address bar displays <https://www.google.com/accounts/SignUpNew?hl=en>. The page title is "Google Accounts".

Enable Web History [Learn More](#)


Get started with Google Sites


Default Homepage Set Google as my default homepage.
Your default homepage in your browser is the first page that appears when you open your browser.

Location:

Birthday:
MM/DD/YYYY (e.g. "5/22/2011")

Word Verification: Type the characters you see in the picture below.





Letters are not case-sensitive

Terms of Service: Please check the Google Account information you've entered above (feel free to change anything you like), and review the Terms of Service below.

[Printable Version](#)

Google Terms of Service

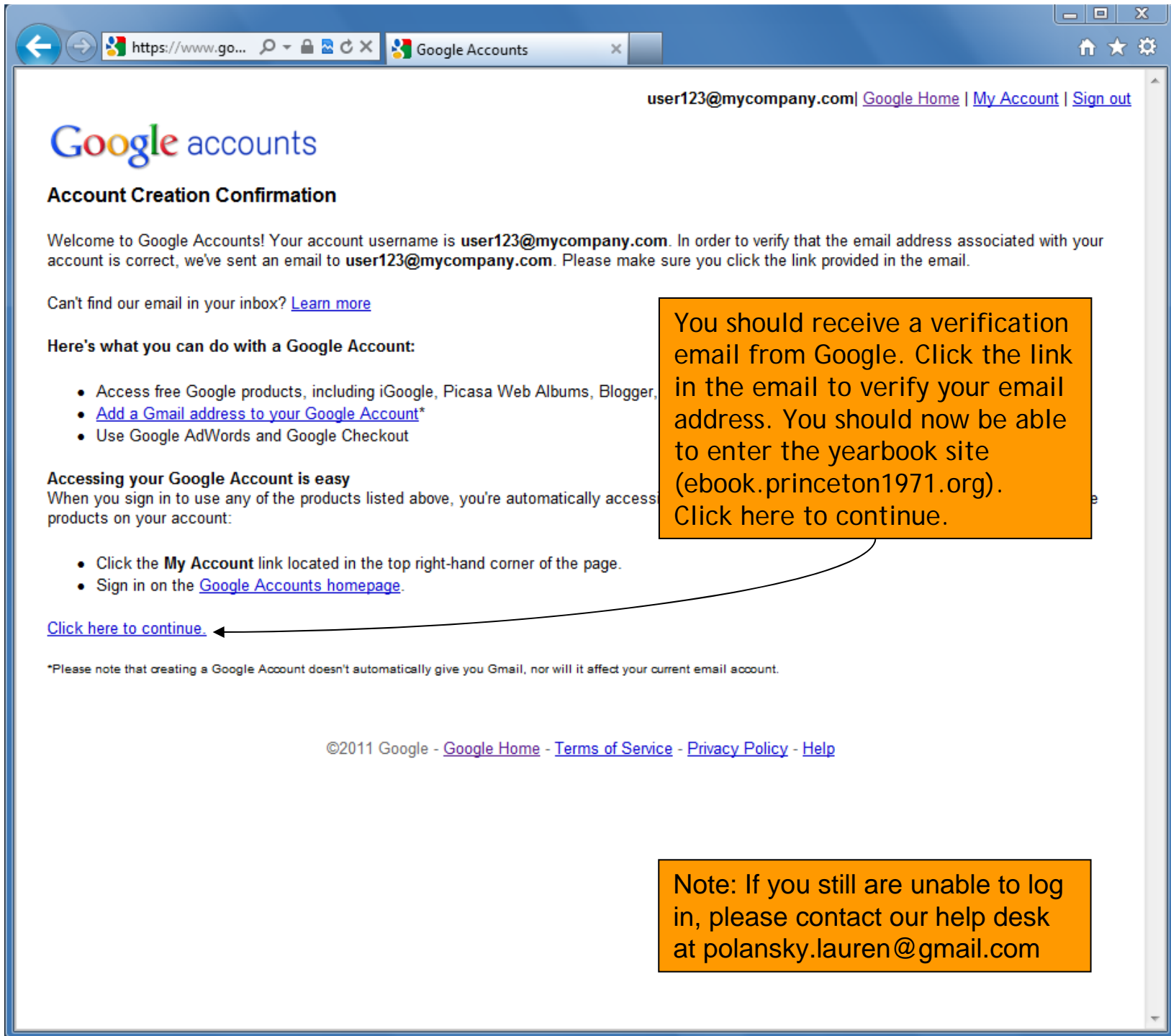
Welcome to Google!

1. Your relationship with Google

By clicking on 'I accept' below you are agreeing to the [Terms of Service](#) above and the [Privacy Policy](#).

©2011 Google - [Google Home](#) - [Google Sites for business](#) - [Terms](#) - [Help](#)

After completing form, click here



Google accounts

Account Creation Confirmation

Welcome to Google Accounts! Your account username is **user123@mycompany.com**. In order to verify that the email address associated with your account is correct, we've sent an email to **user123@mycompany.com**. Please make sure you click the link provided in the email.

Can't find our email in your inbox? [Learn more](#)

Here's what you can do with a Google Account:

- Access free Google products, including iGoogle, Picasa Web Albums, Blogger,
- [Add a Gmail address to your Google Account](#)*
- Use Google AdWords and Google Checkout

Accessing your Google Account is easy

When you sign in to use any of the products listed above, you're automatically access products on your account:

- Click the **My Account** link located in the top right-hand corner of the page.
- Sign in on the [Google Accounts homepage](#).

[Click here to continue.](#)

You should receive a verification email from Google. Click the link in the email to verify your email address. You should now be able to enter the yearbook site (ebook.princeton1971.org). Click here to continue.

*Please note that creating a Google Account doesn't automatically give you Gmail, nor will it affect your current email account.

Note: If you still are unable to log in, please contact our help desk at polansky.lauren@gmail.com